

Collinsville Community Unit School District No. 10
Institute Day Schedule of Events
 January 3, 2006


Refreshments 7:00 – 7:30 a.m. - CHS Cafeteria

Keynote Session 7:30 – 8:45 a.m. - CHS Auditorium

Speaker Dr. Jim Rosborg



Break 8:45 – 9:00 a.m.

Session 1 9:00 – 10:00 a.m.

#	Target Audience	Topic and Summary (if available)	Location
1A	Administrators	NCLB (2 HOUR SESSION; you must attend both hours) <i>Presented by Dr. Jim Rosborg</i> Mandatory Session for all administrators not presenting at another session.	CHS Auditorium
1B	PreK – 8 Teachers and Staff	The Hispanic Culture/Teaching Suggestions for ELLs Helpful information to better understand English Language Learners (ELLs) and their culture. Suggestions to use in the classroom with your new ELL student and all future non-English speaking students. <i>Presented by Jose Hernandez</i>	Room 107
1C 	PreK – 12 Teachers, Administrators, Data Collection Team Members, and SI Team Members	Interactive Illinois Report Card (IIRC) This HANDS-ON presentation will focus on a great web-site that teachers can use to help prepare for ISAT or PSAE testing. A few topics that will be discussed and demonstrated include analyzing and comparing school data, easy access to state goals, standards and descriptors, and examples for students. <i>Presented by Patrick Murphy and Ed Fletcher</i>	Room 226 Computer Lab
1D	PreK – 5 Teachers and Staff	Would you please sit still? Do you know of a child who fidgets or appears clumsy with low self-esteem? Does he seek movement or avoid physical contact? Has he been labeled difficult or inattentive? Come and learn how to encourage children who are unable to perform routine tasks in the school setting find success when their sensory symptoms have been identified. <i>Presented by Cathy Kulenkamp, 1st grade teacher in Carlinville, IL</i>	Room 207
1E	K – 8 Teachers and Staff	ISAT Math This session will address the changes to the ISAT and will also give you information regarding resources that you can use to prepare your students. <i>Presented by Joan Barrett, ROE</i>	Room 106
1F	K – 8 Teachers and Staff	ISAT Language Arts This session will address changes in the ISAT reading test and give you classroom strategies that will help students with extended response and reading comprehension. <i>Presented by Phyllis Hostmeyer</i>	Room 104
1G	K-3 Teachers and Staff	Numbers and Algorithms This session will focus on different addition, subtraction and multiplication strategies other than traditional algorithms. <i>Presented by Nicole Basarich</i>	Room 200

Session 1 9:00 – 10:00 a.m.			
#	Target Audience	Topic and Summary (if available)	Location
1H	K – 8 Teachers & Staff	Bullying Basics <i>Presented by Officer Whitaker, SWIC Safety</i>	Room 100
1I	PreK–12 Teachers and Staff	CPR Certification (3-HOUR SESSION; you must attend all 3 hours) Limited to 18 participants. The first 18 to send an email to jbrown@kahoks.org will be selected to participate. Participants will receive a confirmation email. <i>Presented by Lisa Sabatino</i>	Room 123
1J	K-8 Teachers and Staff	Bullying (2-HOUR SESSION; you must attend both hours) <i>Presented by Annette Hodge, Chestnut Health</i>	Room 102
1K	PreK-8 Teachers and Staff	Cooperative Structures for Active Engagement** Do you want to raise student achievement? Want to reach every student? Want a practical “do-it-tomorrow” guide that will motivate students? Experience the difference! Come learn Cooperative Structures for Active Engagement from your colleagues. Especially powerful for teachers wanting to increase engagement and boost test scores. Learn how to build powerful learning teams in your classroom. Use new and exciting methods for team formation, teambuilding, class-building, management, mastery, higher-level thinking and social skills. You'll leave with many structures that are easy to use tomorrow and for a lifetime. <i>Presented by Bonnie Krupp and Lois Luthy</i> **Each group of teachers presenting this topic offers different strategies... if you are interested, please attend one or all three of these sessions	Room 101
1L	PreK – 8 Teachers and Staff	Cooperative Structures for Active Engagement** Do you want to raise student achievement? Want to reach every student? Want a practical “do-it-tomorrow” guide that will motivate students? Experience the difference! Come learn Cooperative Structures for Active Engagement from your colleagues. Especially powerful for teachers wanting to increase engagement and boost test scores. Learn how to build powerful learning teams in your classroom. Use new and exciting methods for team formation, teambuilding, class-building, management, mastery, higher-level thinking and social skills. You'll leave with many structures that are easy to use tomorrow and for a lifetime. <i>Presented by Stacey Soehlke and Joanna Luehmann</i> **Each group of teachers presenting this topic offers different strategies... if you are interested, please attend one or all three of these sessions	Room 103
1M	PreK-8 Teachers and Staff	Cooperative Structures for Active Engagement** Do you want to raise student achievement? Want to reach every student? Want a practical “do-it-tomorrow” guide that will motivate students? Experience the difference! Come learn Cooperative Structures for Active Engagement from your colleagues. Especially powerful for teachers wanting to increase engagement and boost test scores. Learn how to build powerful learning teams in your classroom. Use new and exciting methods for team formation, teambuilding, class-building, management, mastery, higher-level thinking and social skills. You'll leave with many structures that are easy to use tomorrow and for a lifetime. <i>Presented by Adrianna Garcia and Stephanie Hanusek</i> **Each group of teachers presenting this topic offers different strategies... if you are interested, please attend one or all three of these sessions	Room 105
1N	K-2 Special Education Teachers and Staff	Special Education Teachers and Assistants Grades K-2 (MANDATORY FOR ALL K-2 SPECIAL EDUCATION TEACHERS AND ASSISTANTS) This will focus on reading. Participants will learn how to determine instructional targets through the DIBELS assessment instrument, Illinois Assessment Frameworks for grade 3 will be reviewed. Remaining time will be devoted to a roundtable discussion of the current reading series. <i>Presented by Vicki Reulecke</i>	Room 306


Session 1 9:00 – 10:00 a.m.

#	Target Audience	Topic and Summary (if available)	Location
1O	PreK-12 Teachers and Staff	<p>Bi-Polar and Anxiety Disorders (2-HOUR SESSION; you must attend both hours) Participants will discuss the reasons for the increase in diagnosis. These include</p> <ul style="list-style-type: none"> •Better recognition and diagnosis •Better treatment <p>Signs and symptoms manifested at school will also be discussed. <i>Presented by Gateway Regional Medical Staff</i></p>	Room 307
1P	PreK-12 Teachers and Staff	<p>National Board Teacher Certification This session is designed to give those teachers interested in pursuing National Board Certification an overview of what is involved on their part and what kind of support services will be available, both financial and mentoring. <i>Presented by Ann Moss</i></p>	Room 206
1Q	PreK-12 Teachers and Staff	<p>CHS Fitness Room Come and see the fitness room, try out the equipment and understand how the room is being used at CHS. <i>Presented by Tom Blaha, Cara Gresh, Amanda Neatherly and Bob Bone</i></p>	Fitness Room - Gymnasium
1R	PreK Teachers and Staff	<p>PreK Issues <i>Presented by Margie Whaley</i></p>	Room 300
1S	PreK-12 Teachers and Staff	<p>Verbal De-Escalation Verbal de-escalation skill are... non-physical skills that when utilized appropriately, prevent a situation from escalating into a power struggle or conflict that may result in referrals to administration, issuance of disciplinary action or removal from the classroom. This session will assist you with providing you with practical ways to de-escalate situations with students before they get out of control. Teachers can make or break situations through their own actions by developing an awareness of those things that can escalate a situation into a more serious crisis. <i>Presented by DJ Masters</i></p>	Room 209
1T 	All Teachers and Staff	<p>Protect Your Home Computer and Network Learn how to protect your home computer(s) from spyware, malware, and viruses. This session will also help answer your questions about the security issues surrounding wireless networks in your home and how to take steps to guard your data and your Internet service! <i>Presented by Mike Kunz and Wil Ross</i></p>	Room 117/119 Lecture Hall
1U 	CHS and CMS Teachers and Staff	<p>Communicating with Edline Learn how to increase parental involvement using Edline to post assignments and grades! Edline has been in use at CHS for over a year and parents really appreciate this online information tool. Edline is coming to CMS in January! Come and get a head start (or a refresher) on using this terrific resource! The session will also allow participants to activate their accounts and see a demonstration of the information parents can access! A comparison of Grade Machine and Schoolmaster's Grade Book will also be provided. <i>Presented by Karen Muller</i></p>	Room 319 Computer Lab


Break 10:00 – 10:15 a.m.

Session 2 10:15 – 11:15 a.m.





#	Target Audience	Topic and Summary (if available)	Location
2A	Administrators	<p>NCLB (Continuation from Session 1)</p>	CHS Auditorium
2B	PreK-8 Teachers and Staff	<p>The Hispanic Culture/Teaching Suggestions for ELLs Helpful information to better understand English Language Learners (ELLs) and their culture. Suggestions to use in the classroom with your new ELL student and all future non-English speaking students. <i>Presented by Jose Hernandez</i></p>	Room 107

Session 2 10:15 – 11:15 a.m.			
#	Target Audience	Topic and Summary (if available)	Location
2C 	PreK – 12 Teachers, Admin's, Data Collection Team Members, and SI Team Members	Interactive Illinois Report Card (IIRC) This HANDS-ON presentation will focus on a great web-site that teachers can use to help prepare for ISAT or PSAE testing. A few topics that will be discussed and demonstrated include analyzing and comparing school data, easy access to state goals, standards and descriptors, and examples for students. <i>Presented by Patrick Murphy and Ed Fletcher</i>	Room 226 Computer Lab
2D	PreK–5 Teachers and Staff	Would you please sit still? Do you know of a child who fidgets or appears clumsy with low self-esteem? Does he seek movement or avoid physical contact? Has he been labeled difficult or inattentive? Come and learn how to encourage children who are unable to perform routine tasks in the school setting find success when their sensory symptoms have been identified. <i>Presented by Cathy Kulenkamp, 1st grade teacher in Carlinville, IL</i>	Room 207
2E	K–8 Teachers and Staff	ISAT Math This session will address the changes to the ISAT and will also give you information regarding resources that you can use to prepare your students. <i>Presented by Joan Barrett, ROE</i>	Room 106
2F	K–8 Teachers and Staff	ISAT Language Arts This session will address changes in the ISAT reading test and give you classroom strategies that will help students with extended response and reading comprehension. <i>Presented by Phyllis Hostmeyer</i>	Room 104
2G	K-3 Teachers and Staff	Numbers and Algorithms This session will focus on different addition, subtraction and multiplication strategies other than traditional algorithms. <i>Presented by Nicole Basarich</i>	Room 200
2H	K-8 Teachers and Staff	Bullying Basics <i>Presented by Officer Whitaker, SWIC Safety</i>	Room 100
2I	PreK–12 Teachers and Staff	CPR Certification (Continuation from Session 1)	Room 123
2J	K-8 Teachers and Staff	Bullying (Continuation from Session 1)	Room 102
2K	PreK–8 Teachers and Staff	Cooperative Structures for Active Engagement** Do you want to raise student achievement? Want to reach every student? Want a practical “do-it-tomorrow” guide that will motivate students? Experience the difference! Come learn Cooperative Structures for Active Engagement from your colleagues. Especially powerful for teachers wanting to increase engagement and boost test scores. Learn how to build powerful learning teams in your classroom. Use new and exciting methods for team formation, teambuilding, class-building, management, mastery, higher-level thinking and social skills. You'll leave with many structures that are easy to use tomorrow and for a lifetime. <i>Presented by Bonnie Krupp and Lois Luthy</i> **Each group of teachers presenting this topic offers different strategies... if you are interested, please attend one or all three of these sessions	Room 101
2L	PreK–8 Teachers and Staff	Cooperative Structures for Active Engagement** Do you want to raise student achievement? Want to reach every student? Want a practical “do-it-tomorrow” guide that will motivate students? Experience the difference! Come learn Cooperative Structures for Active Engagement from your colleagues. Especially powerful for teachers wanting to increase engagement and boost test scores. Learn how to build powerful learning teams in your classroom. Use new and exciting methods for team formation, teambuilding, class-building, management, mastery, higher-level thinking and social skills. You'll leave with many structures that are easy to use tomorrow and for a lifetime. <i>Presented by Stacey Soehlike and Joanna Luehmann</i> **Each group of teachers presenting this topic offers different strategies... if you are interested, please attend one or all three of these sessions	Room 103

Session 2 10:15 – 11:15 a.m.


#	Target Audience	Topic and Summary (if available)	Location
2M	PreK-8 Teachers and Staff	<p>Cooperative Structures for Active Engagement** Do you want to raise student achievement? Want to reach every student? Want a practical “do-it-tomorrow” guide that will motivate students? Experience the difference! Come learn Cooperative Structures for Active Engagement from your colleagues. Especially powerful for teachers wanting to increase engagement and boost test scores. Learn how to build powerful learning teams in your classroom. Use new and exciting methods for team formation, teambuilding, class-building, management, mastery, higher-level thinking and social skills. You’ll leave with many structures that are easy to use tomorrow and for a lifetime. <i>Presented by Adrianna Garcia and Stephanie Hanusek</i> **Each group of teachers presenting this topic offers different strategies... if you are interested, please attend one or all three of these sessions</p>	Room 105
2N	Grades 3-8 Special Education Teachers and Staff	<p>Special Education Teachers Grades 3-8 (MANDATORY FOR SPECIAL EDUCATION TEACHERS AND ASSISTANTS GRADES 3, 4, 7, & 8 AND OPTIONAL FOR GRADES 5 & 6) This session will focus on the instructional implications of the Illinois Assessment Frameworks. <i>Presented by Vicki Reulecke</i></p>	Room 306
2O	PreK-12 Teachers and Staff	<p>Bi-Polar and Anxiety Disorders (Continuation from Session 1)</p>	Room 307
2P	PreK-12 Teachers and Staff	<p>National Board Teacher Certification This session is designed to give those teachers interested in pursuing National Board Certification an overview of what is involved on their part and what kind of support services will be available, both financial and mentoring. <i>Presented by Ann Moss</i></p>	Room 206
2Q	PreK-12 Teachers and Staff	<p>CHS Fitness Room Come and see the fitness room, try out the equipment and understand how the room is being used at CHS. <i>Presented by Tom Blaha, Cara Gresh, Amanda Neatherly, and Bob Bone</i></p>	Fitness Room – Gymnasium
2R	PreK and EC Special Education	<p>Oral Language, The Heart of your Early Literacy Program (2-HOUR SESSION; you must attend both hours) This session will provide guidance and examples of effective classroom based strategies for fostering language and learning. <i>Presented by Margie Whaley</i></p>	Room 300
2S	PreK-12 Teachers and Staff	<p>Verbal De-Escalation Verbal de-escalation skills are... non-physical skills that when utilized appropriately, prevent a situation from escalating into a power struggle or conflict that may result in referrals to administration, issuance of disciplinary action or removal from the classroom. This session will assist you by providing you with practical ways to de-escalate situations with students before they get out of control. Teachers can make or break situations through their own actions by developing an awareness of those things that can escalate a situation into a more serious crisis. <i>Presented by DJ Masters</i></p>	Room 209
2T 	CHS and CMS Teachers and Staff	<p>Communicating with Edline Learn how to increase parental involvement using Edline to post assignments and grades! Edline has been in use at CHS for over a year and parents really appreciate this online information tool. Edline is coming to CMS in January! Come and get a head start on using this terrific resource! The session will also allow participants to activate their accounts and see a demonstration of the information parents can access! A comparison of Grade Machine and Schoolmaster’s Grade Book will also be provided. <i>Presented by Karen Muller</i></p>	Room 319 Computer Lab

Session 2 10:15 – 11:15 a.m.



#	Target Audience	Topic and Summary (if available)	Location
2U 	PreK-4 Teachers and Staff	Web Site Review This session will provide a great HANDS-ON opportunity for teachers to explore WONDERFUL web sites for students in PreK through Grade 4! <i>Presented by Stephanie Sims and Polly Latta</i>	Room 228 Computer Lab
2V 	PreK-12 Teachers and Staff	United Streaming This session will provide HANDS-ON training for staff interested in using the online United Streaming video subscription service available to all CUSD teachers. An overview of search, Playlist, Network Manager, Calendar, Image Gallery, Clip Art Gallery and Writing prompts will be included in the session. A demonstration of importing videos into PowerPoint will also be included! <i>Presented by Sue Homes</i>	Room 116 Computer Lab
2W 	PreK-12 Teachers and Staff	Movie Maker This HANDS-ON session will provide an overview of how to use the little-known Windows XP feature called "Movie Maker." As long as you have Windows XP on your computer, you can use Movie Maker! No extra software purchase is required! Learn how to easily make movies using video footage, digital pictures, text and your imagination! <i>Presented by Chris Pendleton and Sharon Putz</i>	Room 321 Computer Lab
2X 	K-4 Teachers and Staff	Let's Get Graphic This HANDS-ON session will focus on the popular Graph Club software. An easy lesson for introducing Microsoft Excel to students will also be included in the session! <i>Presented by Sherry Murphy and Llynn Huntley</i>	Room 323 Computer Lab

Break 11:15 – 11:30 a.m.



Session 3 11:30 a.m. – 12:30 p.m.

#	Target Audience	Topic and Summary (if available)	Location
3A 	PreK – 12 Teachers, Administrators, Data Collection Team Members, and SI Team Members	Interactive Illinois Report Card (IIRC) This HANDS-ON presentation will focus on a great web-site that teachers can use to help prepare for ISAT or PSAE testing. A few topics that will be discussed and demonstrated include analyzing and comparing school data, easy access to state goals, standards and descriptors, and examples for students. <i>Presented by Patrick Murphy and Ed Fletcher</i>	Room 226 Computer Lab
3B	K-8 Teachers and Staff	ISAT Math This session will address the changes to the ISAT and will also give you information regarding resources that you can use to prepare your students. <i>Presented by Joan Barrett, ROE</i>	Room 106
3C	K-8 Teachers and Staff	ISAT Language Arts This session will address changes in the ISAT reading test and give you classroom strategies that will help students with extended response and reading comprehension. <i>Presented by Phyllis Hostmeyer</i>	Room 104

Session 3 11:30 a.m. – 12:30 p.m.			
#	Target Audience	Topic and Summary (if available)	Location
3D	K-3 Teachers and Staff	Numbers and Algorithms This session will focus on different addition, subtraction and multiplication strategies other than traditional algorithms. <i>Presented by Nicole Basarich</i>	Room 200
3E	K-8 Teachers and Staff	Bullying Basics <i>Presented by Officer Whitaker, SWIC Safety</i>	Room 100
3F	PreK–8 Teachers and Staff	Cooperative Structures for Active Engagement** Do you want to raise student achievement? Want to reach every student? Want a practical “do-it-tomorrow” guide that will motivate students? Experience the difference! Come learn Cooperative Structures for Active Engagement from your colleagues. Especially powerful for teachers wanting to increase engagement and boost test scores. Learn how to build powerful learning teams in your classroom. Use new and exciting methods for team formation, teambuilding, class-building, management, mastery, higher-level thinking and social skills. You’ll leave with many structures that are easy to use tomorrow and for a lifetime. <i>Presented by Bonnie Krupp and Lois Luthy</i> **Each group of teachers presenting this topic offers different strategies... if you are interested, please attend one or all three of these sessions	Room 101
3G	PreK-8 Teachers and Staff	Cooperative Structures for Active Engagement** Do you want to raise student achievement? Want to reach every student? Want a practical “do-it-tomorrow” guide that will motivate students? Experience the difference! Come learn Cooperative Structures for Active Engagement from your colleagues. Especially powerful for teachers wanting to increase engagement and boost test scores. Learn how to build powerful learning teams in your classroom. Use new and exciting methods for team formation, teambuilding, classbuilding, management, mastery, higher-level thinking and social skills. You’ll leave with many structures that are easy to use tomorrow and for a lifetime. <i>Presented by Stacey Soehlke and Joanna Luehmann</i> **Each group of teachers presenting this topic offers different strategies... if you are interested, please attend one or all three of these sessions	Room 103
3H	PreK-8 Teachers and Staff	Cooperative Structures for Active Engagement** Do you want to raise student achievement? Want to reach every student? Want a practical “do-it-tomorrow” guide that will motivate students? Experience the difference! Come learn Cooperative Structures for Active Engagement from your colleagues. Especially powerful for teachers wanting to increase engagement and boost test scores. Learn how to build powerful learning teams in your classroom. Use new and exciting methods for team formation, teambuilding, classbuilding, management, mastery, higher-level thinking and social skills. You’ll leave with many structures that are easy to use tomorrow and for a lifetime. <i>Presented by Adrianna Garcia and Stephanie Hanusek</i> **Each group of teachers presenting this topic offers different strategies... if you are interested, please attend one or all three of these sessions	Room 105
3I	PreK-12 Teachers and Staff	CPR Certification (Continuation from Sessions 1 and 2)	Room 123
3J	Grades 9-12 Special Education Teachers and Assistants	Special Education Teachers and Assistants Grades 9-12 (Mandatory Session for CHS Special Education Teachers and Assistants) This session will focus on the Work Keys Assessment and the instructional implications of the Illinois Assessment Frameworks for the PSAE. <i>Presented by Vickie Reulecke and Katie Ekstrom</i>	Room 306

Session 3 11:30 a.m. – 12:30 p.m.			
#	Target Audience	Topic and Summary (if available)	Location
3K	PreK-12 Teachers and Staff	ADHD This session will discuss the research that has identified classroom characteristics that enhance success for students with ADD and ADHD. Predictability, structure, short working periods, a small teacher-to-pupil ratio, individualized instruction, an interesting curriculum, and lots of positive reinforcement are all important to student progress. Researchers have also identified optimal teacher characteristics. They include positive academic expectations, personal warmth, patience, humor, consistency, frequent monitoring of student work, and knowledge of behavior management strategies. <i>Presented by Gateway Regional Medical Staff</i>	Room 307
3L	PreK-12 Teachers and Staff	CHS Fitness Room Come and see the fitness room, try out the equipment and understand how the room is being used at CHS. <i>Presented by Tom Blaha, Cara Gresh, Amanda Neatherly and Bob Bone</i>	Fitness Room – Gymnasium
3M	PreK-12 Teachers and Staff	National Board Teacher Certification This session is designed to give those teachers interested in pursuing National Board Certification an overview of what is involved on their part and what kind of support services will be available, both financial and mentoring. <i>Presented by Ann Moss</i>	Room 206
3N	PreK-12 Teachers and Staff	School Improvement Roundtable This session will be a roundtable discussion for school improvement teams to share information regarding the school improvement planning process. Please bring a copy of your mission statements, goals, surveys, etc to share with the group. <i>Facilitated by Cindy Hollingshead</i>	Room 309
3O	PreK and EC Special Education Teachers and Staff	Oral Language, The Heart of your Early Literacy Program (Continuation of Session 2)	Room 300
3P	PreK-12 Teachers and Staff	Verbal De-Escalation Verbal de-escalation skills are... non-physical skills that when utilized appropriately, prevent a situation from escalating into a power struggle or conflict that may result in referrals to administration, issuance of disciplinary action or removal from the classroom. This session will assist you by providing you with practical ways to de-escalate situations with students before they get out of control. Teachers can make or break situations through their own actions by developing an awareness of those things that can escalate a situation into a more serious crisis. <i>Presented by DJ Masters</i>	Room 209
3Q	K-6 Special Education Teachers and Staff	Reading Round Table This session will focus on the implementation of the Houghton Mifflin reading series in the multi-grade special education classroom. <i>Presented by Kristin Korte</i>	Room 211
3R 	PreK-4 Teachers and Staff	Web Site Review This session will provide a great HANDS-ON opportunity for teachers to explore WONDERFUL web sites for students in PreK through Grade 4! <i>Presented by Stephanie Sims and Polly Latta</i>	Room 228 Computer Lab
3S 	CHS & CMS Teachers and Staff	Wireless Multimedia Carts This session will provide an opportunity for teachers to explore the portable multimedia carts that will be available (beginning January 4, 2006) for check-out at CHS and those that have been available at CMS. The carts include wireless a networked, wireless laptop, video projector, DVD/VHS player, high-volume speaker and wireless SchoolPad. The SchoolPad allows your standard whiteboard or projection screen to act like an electronic whiteboard. Turn your classroom into a high-tech entertainment center! <i>Presented by Sue Homes and Derek Turner</i>	Room 117/119 Lecture Hall

Session 3 11:30 a.m. – 12:30 p.m.

#	Target Audience	Topic and Summary (if available)	Location
3T 	PreK-12 Teachers and Staff	Movie Maker This HANDS-ON session will provide an overview of how to use the little-known Windows XP feature called "Movie Maker." As long as you have Windows XP on your computer, you can use Movie Maker! No extra software purchase is required! Learn how to easily make movies using video footage, digital pictures, text and your imagination! <i>Presented by Chris Pendleton and Sharon Putz</i>	Room 321 Computer Lab
3U 	K-4 Teachers and Staff	Let's Get Graphic This HANDS-ON session will focus on the popular Graph Club software. An easy lesson for introducing Microsoft Excel to students will also be included in the session! <i>Presented by Sherry Murphy and Llynn Huntley</i>	Room 323 Computer Lab

Collinsville High School Floor Plan

The **Fitness Center** is located behind the North bleachers in Fletcher Gymnasium (first floor).

The **Auditorium** is located in the Fine Arts facility behind the main CHS school building.

